



NYC Criminal Justice

NYC DDC Department of Design and Construction



Borough-Based Jails

Community Design Input Workshop #3

June 23rd, 2025

BX The Bronx Facility

Agenda

- 1 Review Community Engagement and Design Input Process
- 2 Project Goals and Guiding Principles
- 3 Past Events: Community Design Input Workshops 1 & 2
- 4 Proposed Building Exterior
- 5 Proposed Interior Spaces (Public)
- 6 Proposed Interior Spaces (Secure)
- 7 Proposed Public Realm
- 8 Workshop Sessions at Four Focus Areas
- 9 Present Brief Summary of Findings and Next Steps

The Bronx BBJ Facility

Community Engagement and Design Input Process

COMMUNITY ENGAGEMENT PLAN

1) Pre-meetings with Elected officials and Neighborhood Advisory Committee (NAC)

- **Dates:**
 - September 30, 2024 – Bronx Borough President Vanessa L. Gibson
 - October 11, 2024 – City Councilmember Diana Ayala
 - November 13, 2024 – Neighborhood Advisory Committee (NAC)
- **Purpose:** Introduce the selected Design-Build team, review previous community design input, and share the upcoming community design input plan.

2) Community Design Input Workshops and Bronx Community Board 1 Presentation

- **Scheduled Dates:**
 - Workshop 1 – December 17, 2024 (+ online feedback period 12/17/24-01/14/25)
 - Community Board 1 Land Use Committee Presentation 1 – March 04, 2025
 - Workshop 2 – March 05, 2025 (+ online feedback period 03/05/25-03/20/25)
- **Purpose:** Receive and incorporate community input prior to PDC Conceptual Design Review.

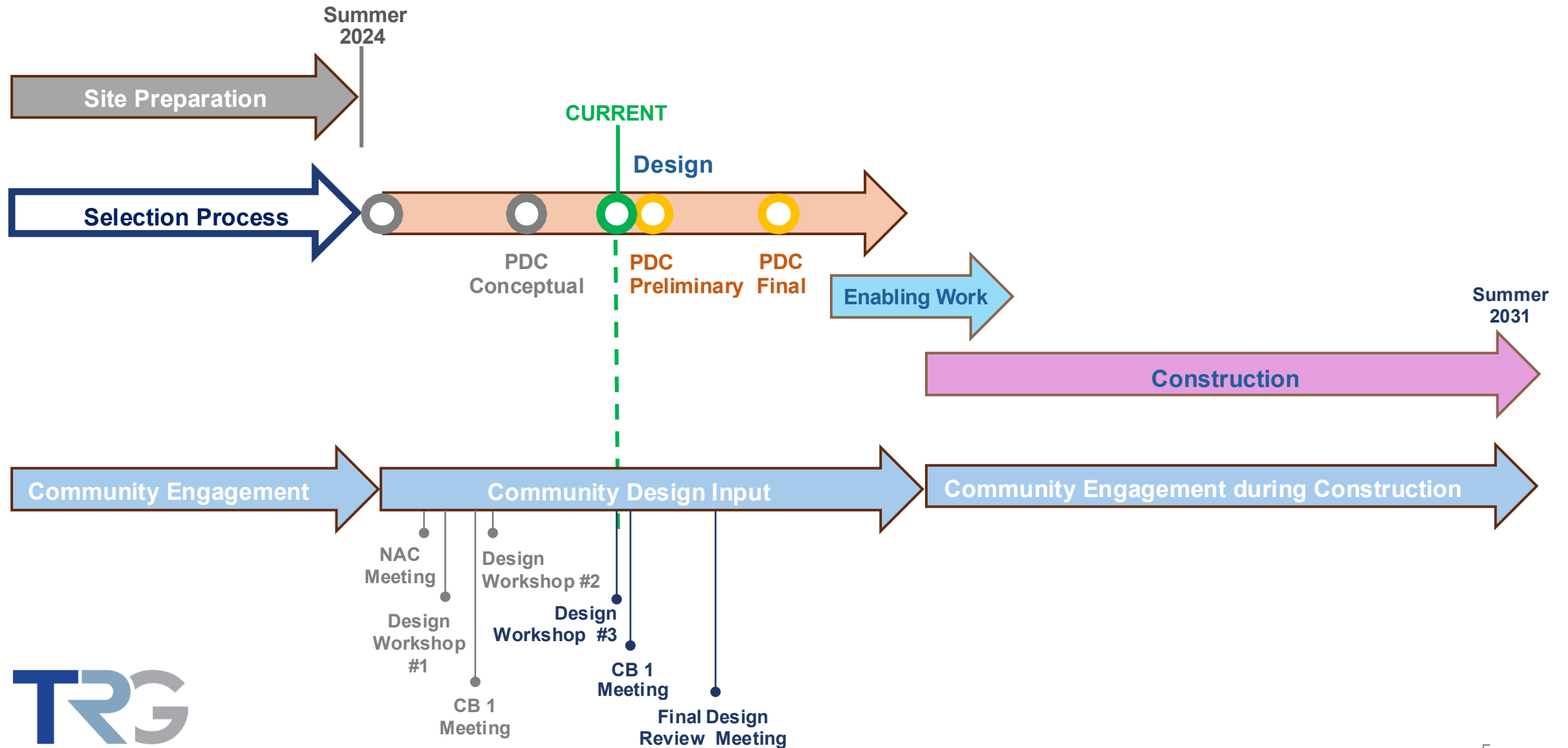
3) Community Design Input Workshop and Bronx Community Board 1 Presentation

- **Scheduled Dates:**
 - Workshop 3 – June 23, 2025 (+ online feedback period 06/24/25-07/03/25)
 - Community Board 1 Land Use Committee Presentation 2 – June 26, 2025
- **Purpose:** Receive and incorporate community input prior to PDC Preliminary Design Review.

4) Community Design Input Workshop

- **Estimated Dates:**
 - Workshop 4 – Final Design Review Meeting – January 2026
 - Community Board 1 Land Use Committee Presentation 3 – March 2026
- **Purpose:** To illustrate and describe how community feedback is incorporated prior to PDC Final Design Review.

COMMUNITY ENGAGEMENT SCHEDULE



COMMUNITY ENGAGEMENT



BBJ Website

<https://rikers.cityofnewyork.us/>



Designated Phone Number

914-819-2153



Weekly Look Ahead

Posted to website



72-Hour Advisories for Impactful
Construction Activities

Posted to website



Community Construction
Liaison & Field Office

Angel Pinto - The Bronx BBJ CCL

914-819-2153 / ThebronxCCL@bbjnyc.com

Bilingual Spanish

142nd Street @ Concord Ave

Monday – Friday 7:00am - 3:30pm



The Bronx BBJ Facility

Project Goals and Guiding Principles

PROJECT GOALS AND GUIDING PRINCIPLES

Our Purpose: To design and build safe and humane facilities that support NYC's commitment to justice reform.

Program Goals:

- Facility grounded in **dignity and respect**
- **Safe, humane, secure**, and efficient environment
- **Exemplary public architecture**
- Relate to the City it is in and **create a sense of place**
- **Thoughtful engagement** with city agencies and community partners
- **Minimize impacts** to neighboring properties/community
- Provide for **site safety**
- Optimize overall operations and maintenance efficiency
- Complete within budget and on schedule
- Robust **minority and women-owned** business enterprise participation
- Exemplify DDC's **principles of excellence** in design, construction, and project delivery

PROJECT GOALS AND GUIDING PRINCIPLES

KEY ELEMENTS

- **1,040 beds for men**
 - Maximizes flexibility of movement between housing areas for populations that cannot mix
 - Balanced therapeutic capacity
 - Retains programmatic elements, including the gymnasium, multi-purpose rooms, and educational and workforce development spaces
- **120 accessory parking spaces below grade**
 - Parking for authorized City vehicles only
- **40,000 SF of community/retail space**
 - Will operate separately from the jail facility

PROJECT GOALS AND GUIDING PRINCIPLES



The Bronx BBJ Facility

Past Events: Community Design Input Workshops 1 & 2

EVENT DAY PHOTOS

COMMUNITY DESIGN INPUT WORKSHOP #1



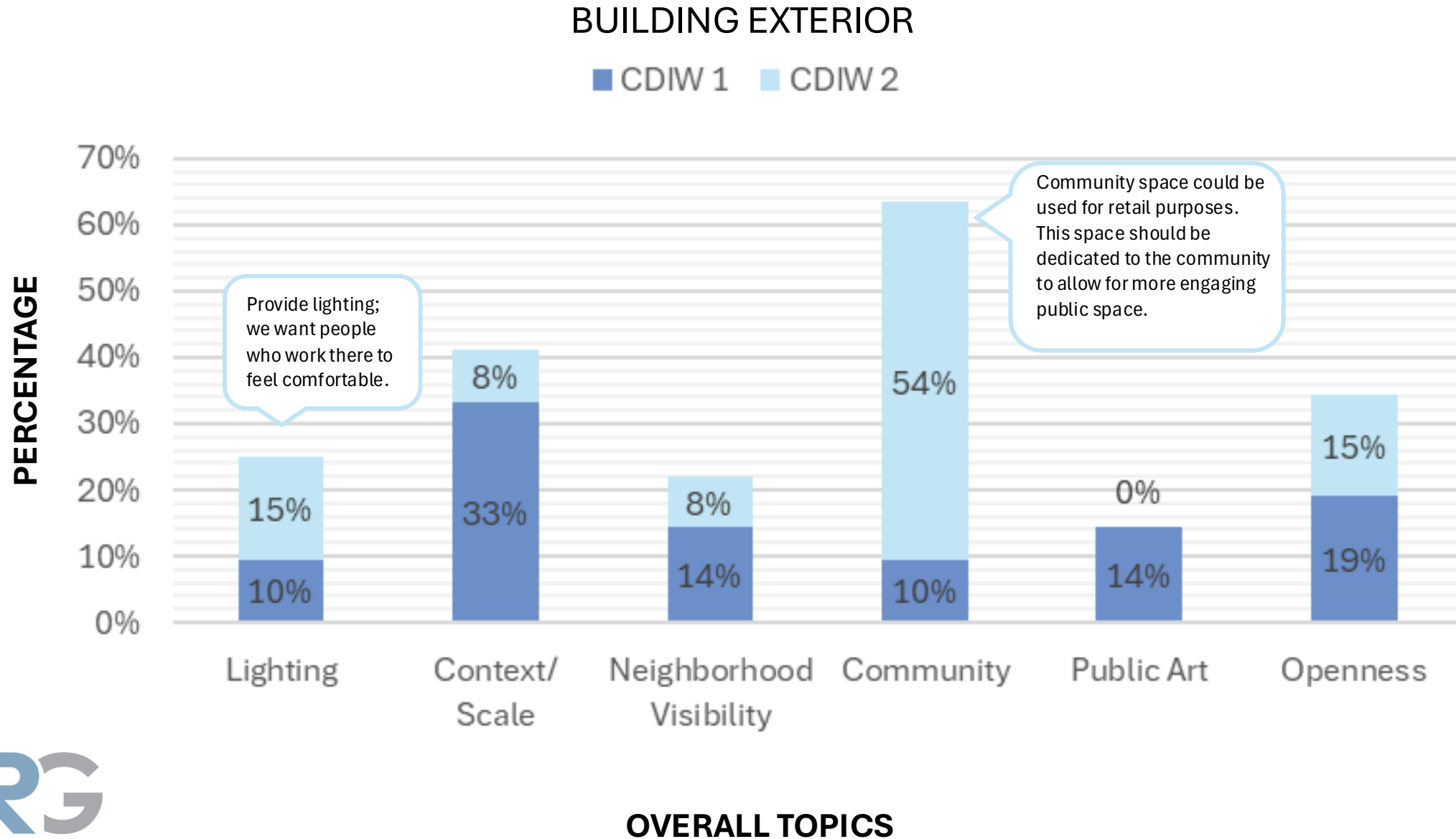
COMMUNITY DESIGN INPUT WORKSHOP #2



The Bronx BBJ Facility

Proposed Design: Building Exterior

SUMMARY OF WHAT WE HEARD



SUMMARY OF WHAT WE HEARD

DESIGN ACTION ITEMS

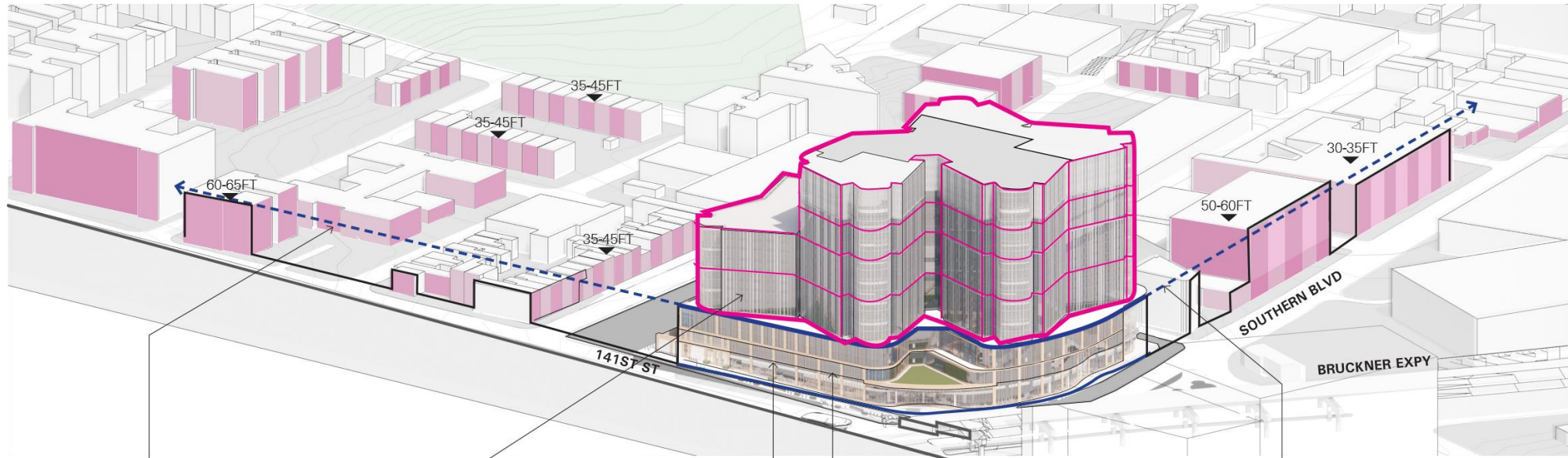
- Ensure the design respects and integrates with the neighborhood context
- Include lighting design update in the exterior part of the presentation

BUILDING EXTERIOR // CREATING A CONTEXTUAL BUILDING



BUILDING EXTERIOR // CREATING A CONTEXTUAL BUILDING

RELATIONSHIP TO EXISTING CONTEXT



**MATCHING
HEIGHT**

**MATCHING
SCALE**

**MATCHING
TONE / COLOR**

**MATCHING
GRID SIZE**

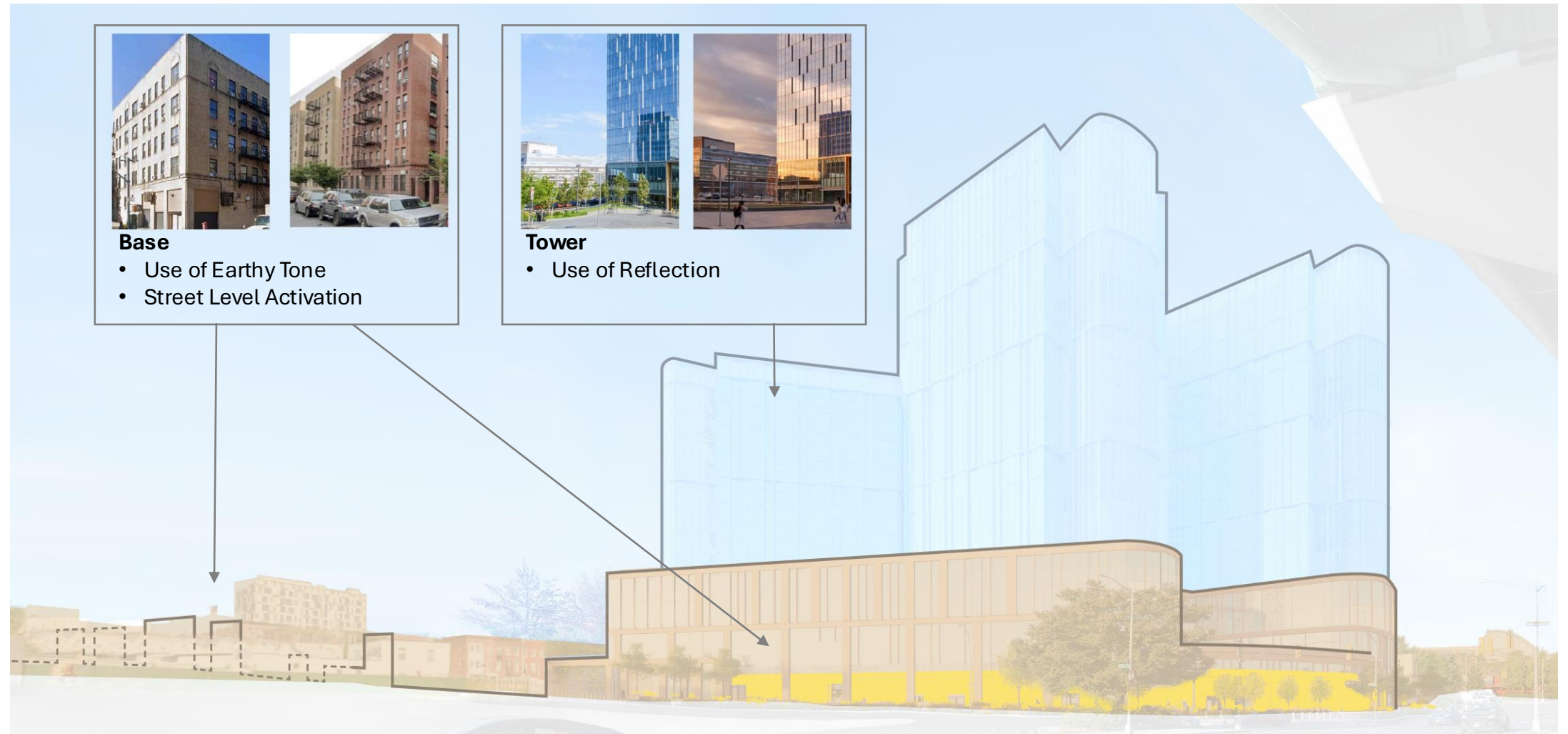
**MATCHING
HEIGHT**



EXISTING NEIGHBORHOOD

BUILDING EXTERIOR // CREATING A CONTEXTUAL BUILDING

BLENDING INTO CONTEXT (TONE / COLOR / TEXTURE)



BUILDING EXTERIOR // CREATING A HUMAN-CENTRIC BUILDING

RENDERING – PUBLIC LOBBY ENTRANCE

Tower

1. Reflective Glass

Base

2. Terracotta Panel
3. Clear Glass



DESIGN SECTION SHOWN FOR ILLUSTRATIVE PURPOSES ONLY

BUILDING EXTERIOR // CREATING A HUMAN-CENTRIC BUILDING

RENDERING - COMMUNITY ENTRANCE



Tower

- 1. Metal Mesh
- 2. Aluminum Fin

DESIGN SECTION SHOWN FOR ILLUSTRATIVE PURPOSES ONLY

BUILDING EXTERIOR // CREATING A HUMAN-CENTRIC BUILDING

BUILDING VIEW FROM BRUCKNER EXPRESSWAY

What was said:

1. Are there any concerns with birds flying into the windows? It must be bird friendly.
2. Do you have awnings for inclement weather?

Design Features:

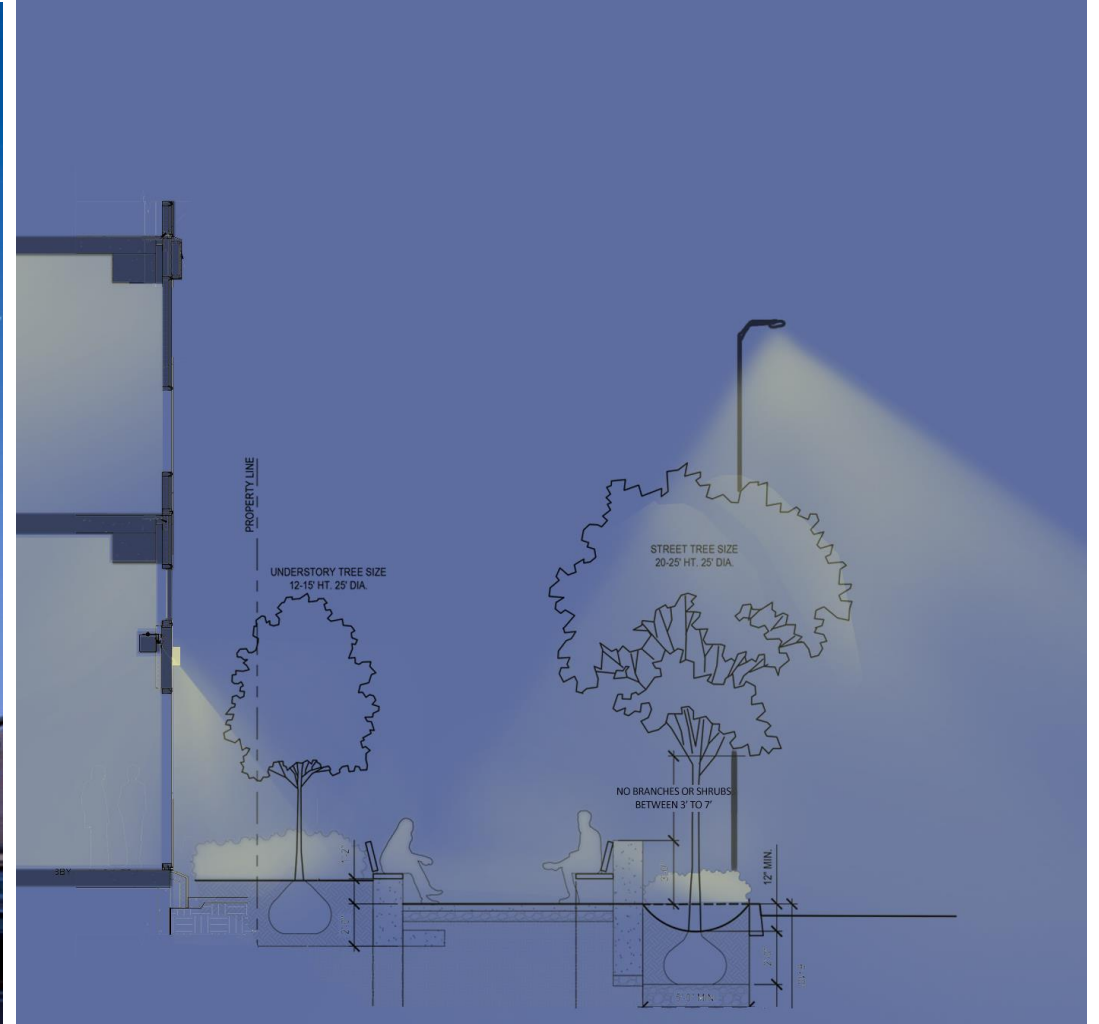
1. Bird-friendly **glazing** design.
2. **Canopies & Overhanging roofs** provide coverage from inclement weather.



DESIGN SECTION SHOWN FOR ILLUSTRATIVE PURPOSES ONLY

BUILDING EXTERIOR LIGHTING

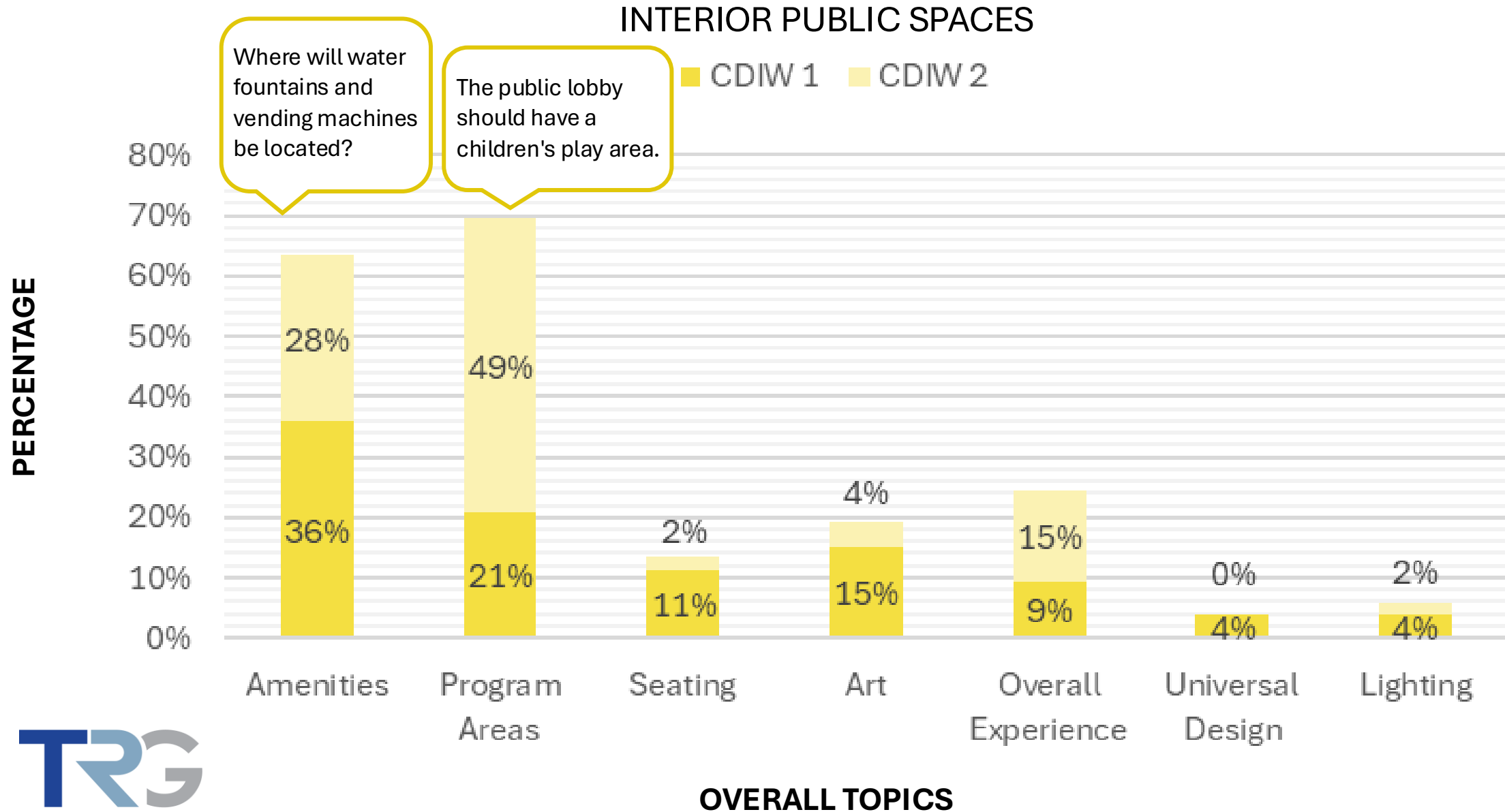
LAYERS OF LIGHT IN SUPPORT OF SAFETY



The Bronx BBJ Facility

Proposed Design: Interior Public Spaces

SUMMARY OF WHAT WE HEARD



SUMMARY OF WHAT WE HEARD

DESIGN ACTION ITEMS

- Design spaces that incorporate natural light
- Overall experience needs to be comfortable and welcoming
- Create an engaging and fun children's area
- Provide vending machines and water fountains throughout easily accessible areas

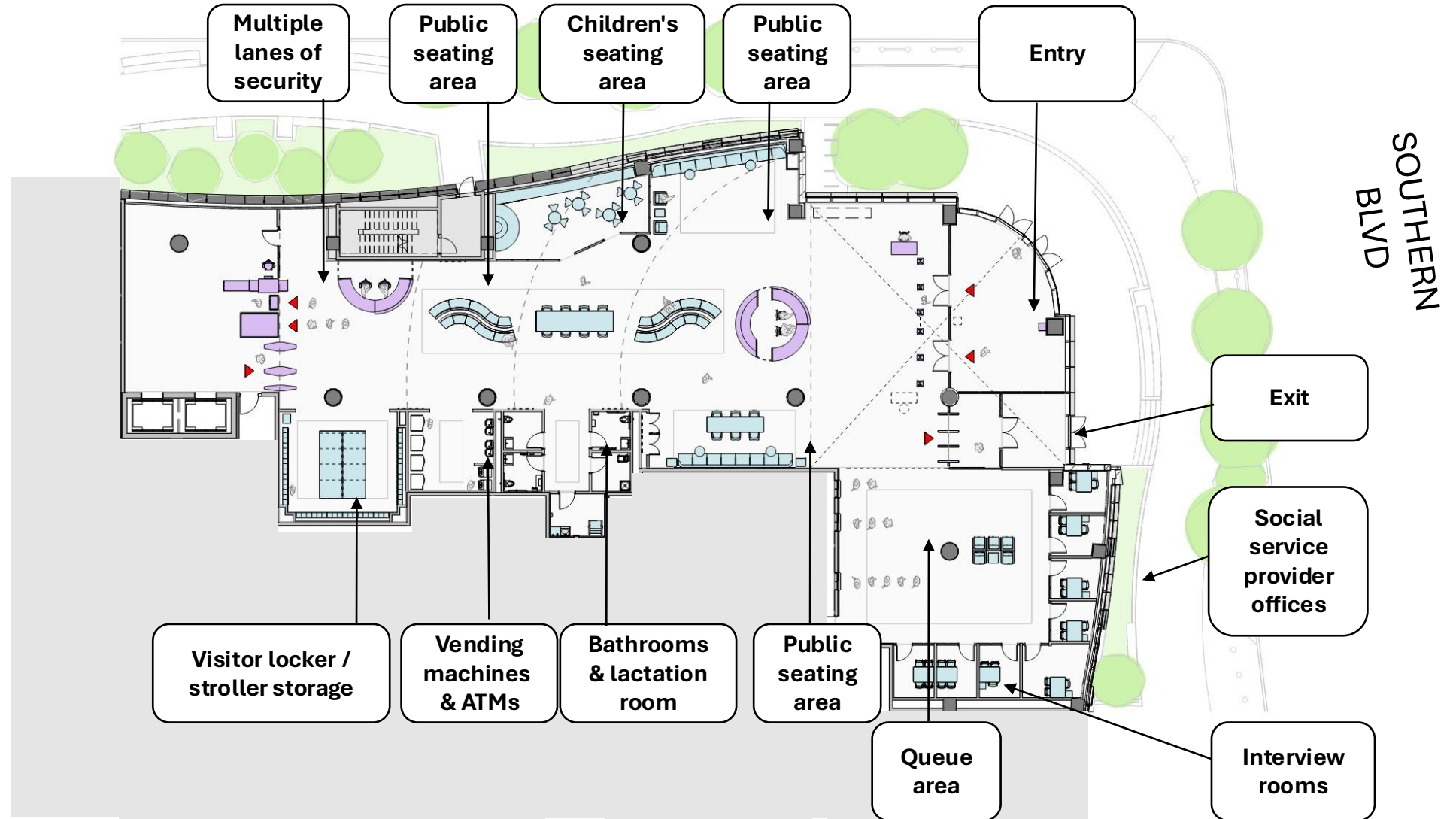
DESIGN CONSIDERATIONS

- Create spaces that are comfortable and humane through exploration of lighting, materials, colors, finish materials, and furniture

INTERIOR PUBLIC SPACE

FLOOR PLAN OF PUBLIC LOBBY

E 142 St



DESIGN SHOWN FOR ILLUSTRATIVE PURPOSES ONLY

INTERIOR PUBLIC SPACE

RENDERING – PUBLIC LOBBY

What was said:

- How can the space be used by the public?

Design Features:

- Designed a **welcoming lobby** with reception desk centered upon entry to navigate public visitors to different programs within the space.
- **Children's play area, vending machines and drinking fountains** are available for public use.



DESIGN SHOWN FOR ILLUSTRATIVE PURPOSES ONLY

INTERIOR PUBLIC SPACE

RENDERING – PUBLIC LOBBY

Design Features:

- Integrated **natural light** throughout the space, complemented by warm, inviting finish materials to enhance overall experience.
- Developed **seating options** tailored to both individual and group needs.



DESIGN SHOWN FOR ILLUSTRATIVE PURPOSES ONLY

INTERIOR PUBLIC SPACE

RENDERING – PUBLIC LOBBY

What was said:

- The public lobby should have a space for kids with natural light and comfortable furniture.

Design Features:

- Created a children's area within the public lobby space that incorporates **natural light** and **comfortable furniture** options.



DESIGN SHOWN FOR ILLUSTRATIVE PURPOSES ONLY

INTERIOR PUBLIC SPACE

RENDERING – PUBLIC LOBBY

What was said:

- Where are water fountains and vending machines located?
- What features can we expect to see within the public lobby?

Design Features:

- **Water fountains** and **vending machines** are located throughout the spaces in easily accessible areas.
- **Locker Areas** are provided for visitor storage.
- Designed **seating solutions** for both individual and group settings, featuring **warm materials** and a **welcoming color palette** to promote comfort and engagement.



INTERIOR PUBLIC SPACE

RENDERING – VISITORS WAITING AREA

Design Features:

- **Natural light** is incorporated throughout the space.
- Designed **seating** using inviting materials and a thoughtful color palette to enhance **comfort and visual appeal**.



DESIGN SHOWN FOR ILLUSTRATIVE PURPOSES ONLY

INTERIOR PUBLIC SPACE

RENDERING – VISITING AREA

Design Feature:

- **Natural light** is provided throughout the space, complemented by a welcoming color palette to create a bright and inviting environment.



DESIGN SHOWN FOR ILLUSTRATIVE PURPOSES ONLY

INTERIOR PUBLIC SPACE

RENDERING – CONTACT VISITING – CHILDREN'S PLAY AREA

Design Feature:

- Created a welcoming and engaging **children's play area**.



DESIGN SHOWN FOR ILLUSTRATIVE PURPOSES ONLY

INTERIOR PUBLIC SPACE

RENDERING – NON CONTACT VISITING BOOTH

What was said:

- Are some visiting spaces private?

Design Feature:

- Developed private **non-contact booths** for visits with friends, family and lawyers.

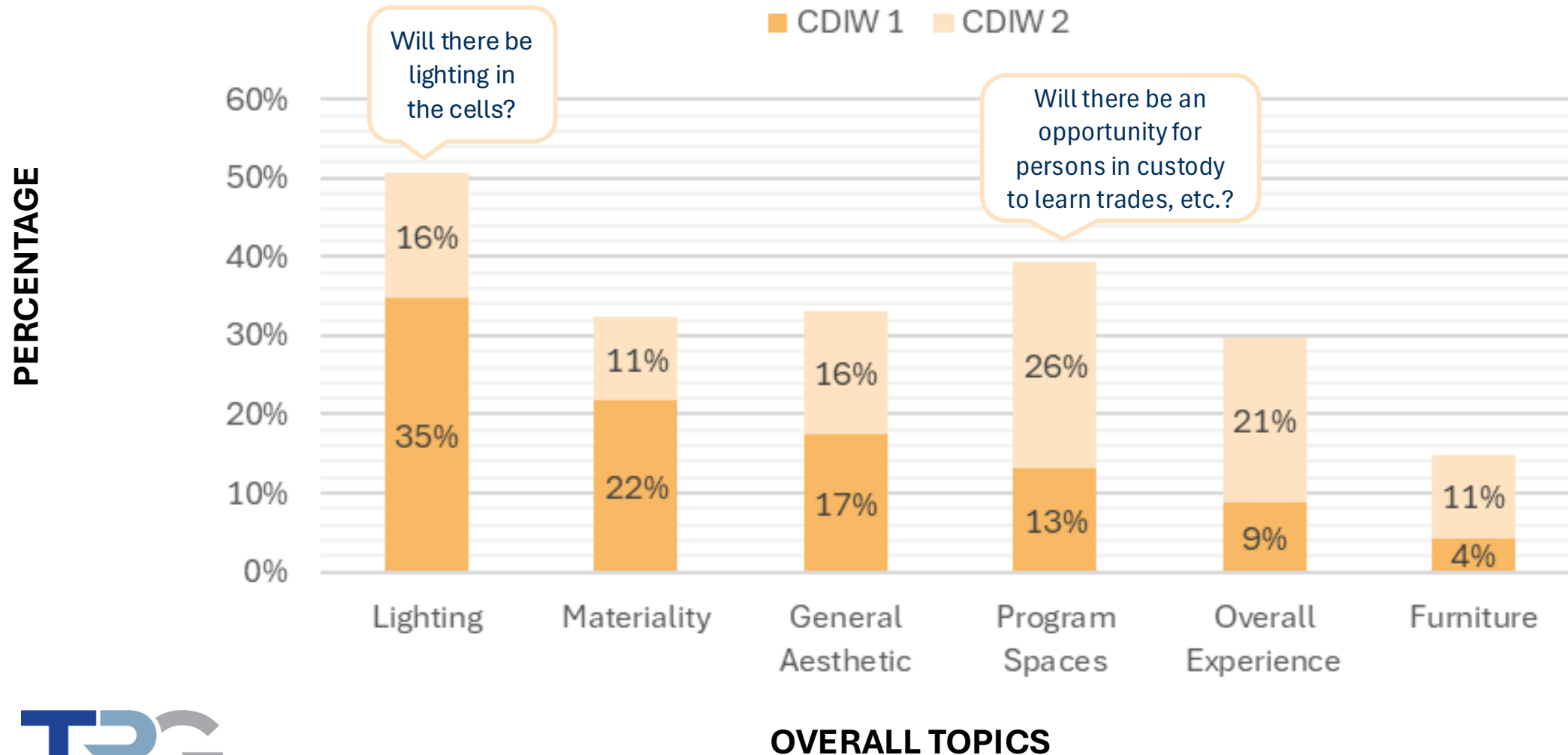


The Bronx BBJ Facility

Proposed Design: Interior Secure Spaces

SUMMARY OF WHAT WE HEARD

INTERIOR SECURE SPACES



SUMMARY OF WHAT WE HEARD

DESIGN ACTION ITEMS

- Explore opportunities of natural light in secure spaces
- Develop new renderings to show secure spaces to the community
- Ensure the secure spaces provided meet accessibility requirements

DESIGN CONSIDERATIONS

- Consider incorporating art within interior secure spaces

INTERIOR SECURE SPACE

RENDERING – CELL DESIGN

What was said:

- Is there storage in the cells?
- Will sinks and toilets be in all cells?
- Will there be lighting in the cells?

Design Features:

- **Storage** is embedded within the furniture.
- **Plumbing fixtures** are provided in the cell.
- Overhead and task lighting are strategically integrated in each cell to provide balanced and functional **interior lighting**.



Cell – Facing towards window



Cell – Facing towards door

INTERIOR SECURE SPACE

RENDERING – GENERAL POPULATION DAY ROOM

What was said:

- Add spaces for games/ programs in secure spaces.

Design Features:

- Each housing unit has a **multi-purpose room** available for group activities including games.
- The dayroom has incorporated **lighting fixtures** and **ceiling design** to improve the feel of the space.



DESIGN SHOWN FOR ILLUSTRATIVE PURPOSES ONLY

INTERIOR SECURE SPACE

RENDERING – OUTDOOR RECREATION ACCESSIBILITY FROM DAY ROOM

Design Feature:

- Every housing unit has an attached **outdoor recreation area** that can be accessed through the day rooms.



DESIGN SHOWN FOR ILLUSTRATIVE PURPOSES ONLY

INTERIOR SECURE SPACE

RENDERING – OUTDOOR RECREATION

Design Feature:

- Three sides of the outdoor recreation area are open to the elements, creating an open-air experience that allows for **natural light** and a **strong connection to the outdoors**.



DESIGN SHOWN FOR ILLUSTRATIVE PURPOSES ONLY

INTERIOR SECURE SPACE

RENDERING – OUTDOOR RECREATION

Design Feature:

- Each **outdoor recreation** space will have stationary exercise equipment available for use.



DESIGN SHOWN FOR ILLUSTRATIVE PURPOSES ONLY

INTERIOR SECURE SPACE

RENDERING – INDOOR RECREATION

What was said:

- Is there an indoor recreation space as an alternative to the outdoor recreation space for bad weather days?

Design Features:

- The facility has an **indoor gymnasium** that includes a basketball court and an activities room with stationary exercise equipment.
- Enlarged windows to **maximize daylight** in the space.



DESIGN SHOWN FOR ILLUSTRATIVE PURPOSES ONLY

INTERIOR SECURE SPACE

RENDERING – OUTDOOR HORTICULTURE

Design Features:

- Furniture and plantings have been laid out to maximize **southern exposure**.
- Outdoor horticulture space has **fully accessible** planters.

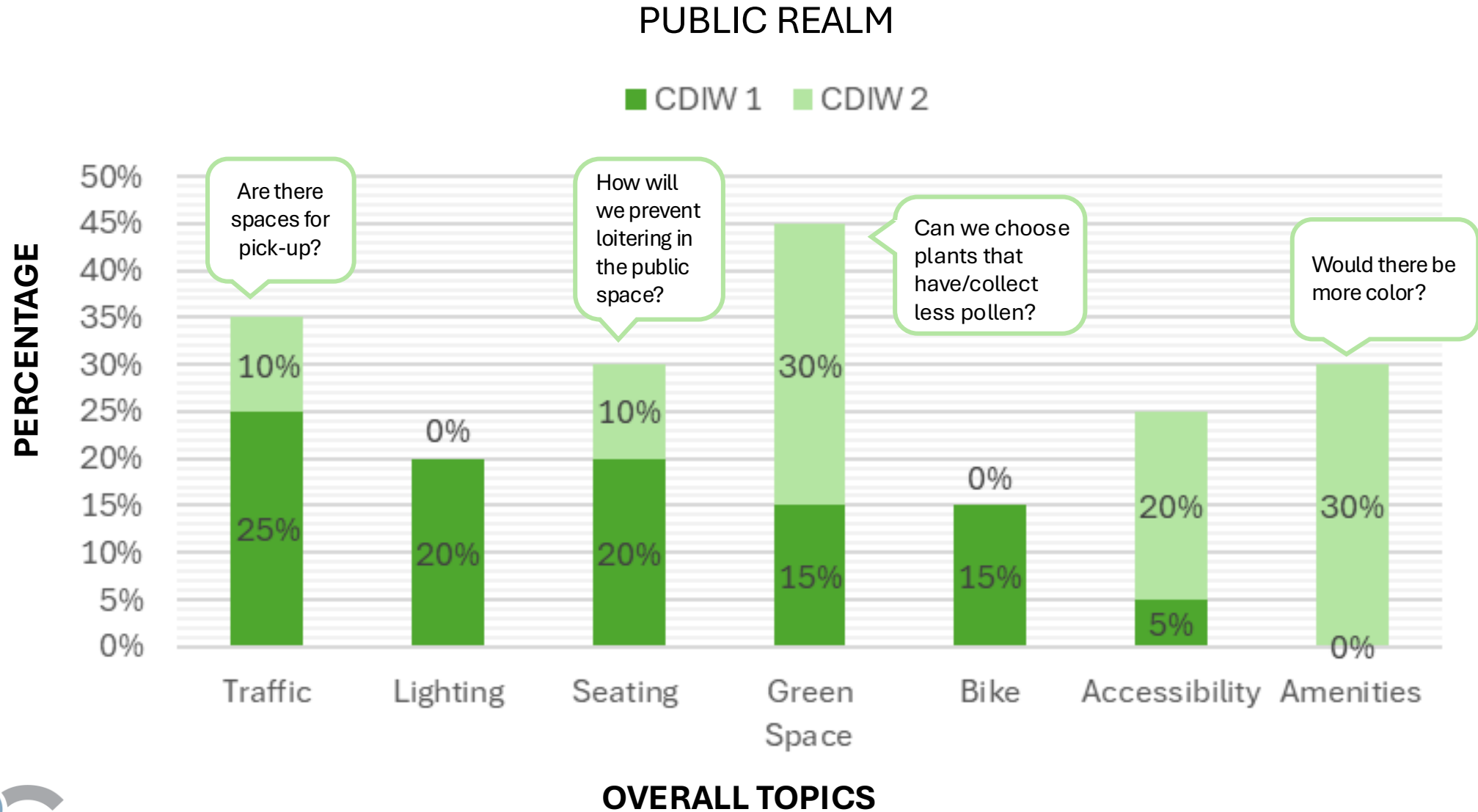


DESIGN SHOWN FOR ILLUSTRATIVE PURPOSES ONLY

The Bronx BBJ Facility

Proposed Design: Public Realm

SUMMARY OF WHAT WE HEARD



SUMMARY OF WHAT WE HEARD

DESIGN ACTION ITEMS

- Add color to the streetscape
- Site features should discourage loitering
- Include low pollen producing plants

DESIGN CONSIDERATIONS

- Investigate building lighting to add to the streetscape lighting plan
- Consider art in the landscape to give the site a sense of place
- Consider a land acknowledgement as part of the streetscape

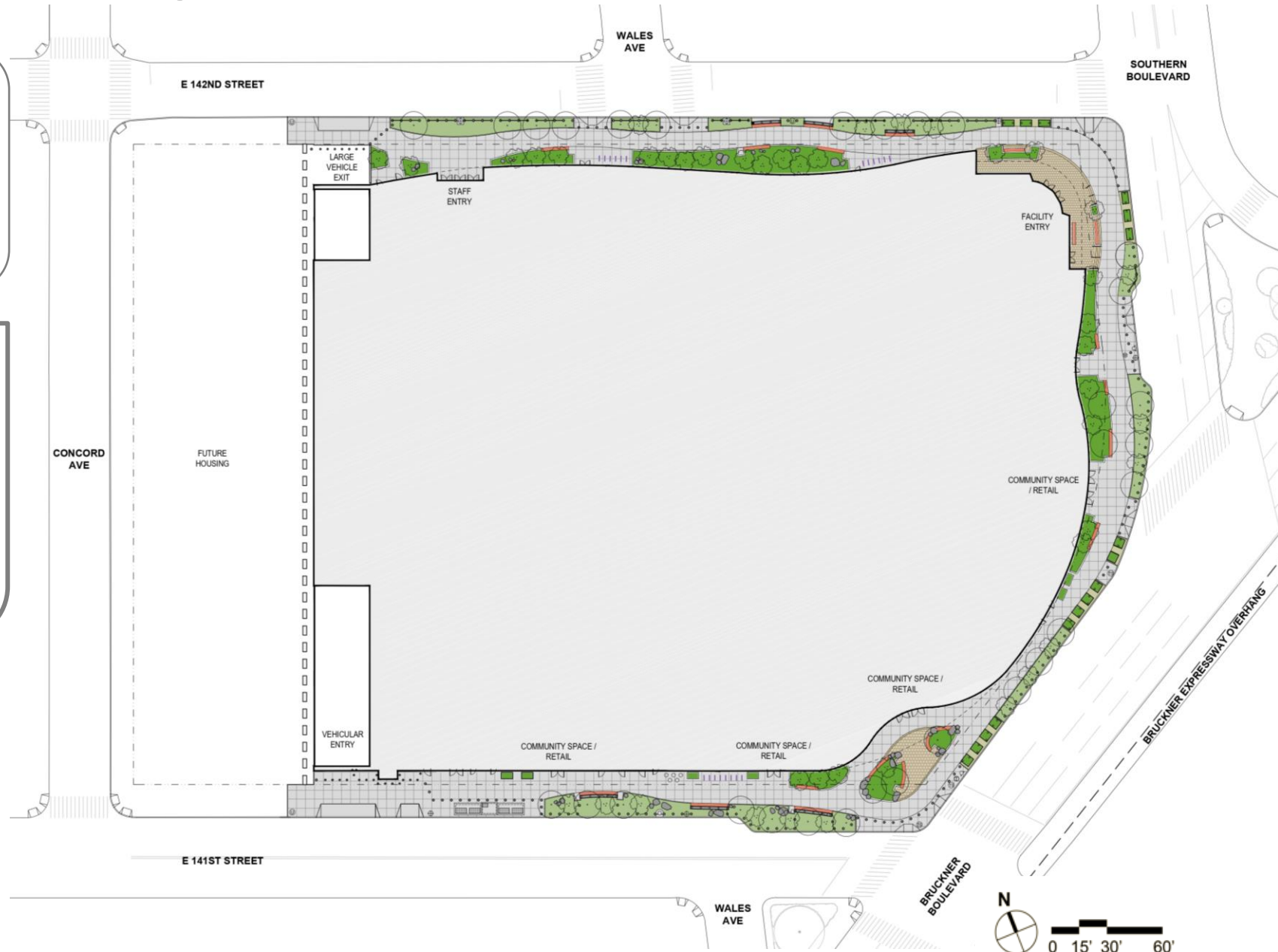
PUBLIC REALM – SITE PLAN

What was said:

- The streetscape should be easily accessible for the families and staff.
- Are there spaces for pick-up?
- Would there be more color?

Design Features:

- Added **formal planting** and increased **seating**.
- **Pick-up spaces** are provided on Southern Blvd.
- **Color of streetscape** materials is updated to match building façade.

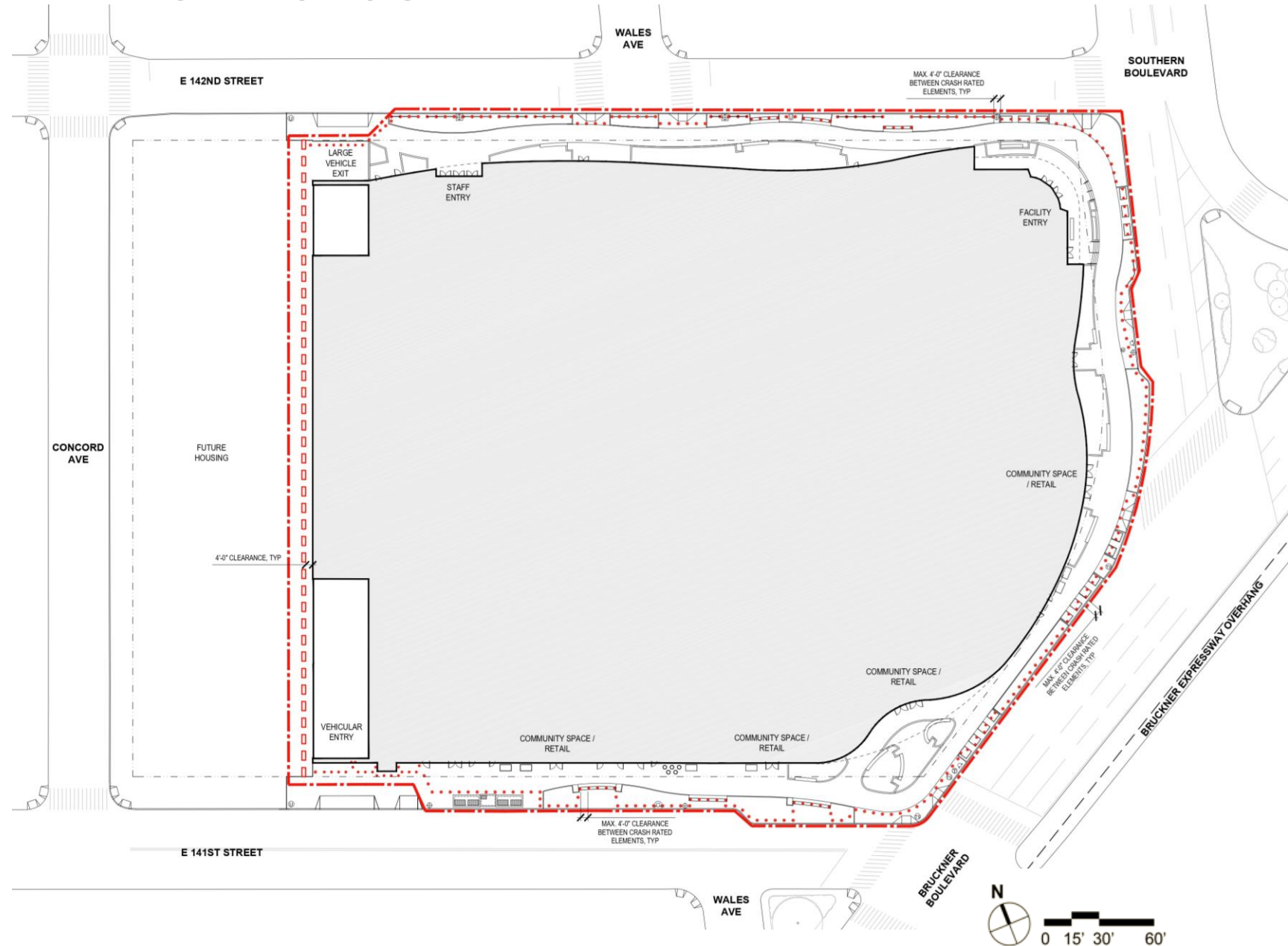


PUBLIC REALM – SITE SECURITY

Design Features:

Perimeter barriers that protect pedestrians and building occupants from vehicular threats include:

- Bollards
- Planters
- Seat walls
- Structural walls



PUBLIC REALM – SITE SECURITY PALETTE

Design Features:

- Perimeter barriers protect pedestrians and building occupants from vehicular threats.



Crash-rated bollards
(M50)



Crash-rated bollards with rails
(M50)



Structural crash-rated site
furnishings(M50)



Crash-rated planters
(M50)

PUBLIC REALM – GREEN ROOF PLAN

What was said:

- We don't need more green spaces surrounded by fencing. If the space isn't usable, create pollinator gardens.

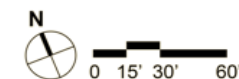
Design Features:

Level 2

- Trees and shrubs provide habitat, **pollinator species** and screening vents on the west side of the building.

Level 2-4

- Sedum green roofs with drifts of white flowering plants provide **pollinator species**.



PUBLIC REALM – PLANTING SELECTION

STREETSCAPE PLANTING PALETTE - TREES



Honey Locust




Ginkgo



Hornbeam



Shadbush



Scholar Tree



Elm



Redbud



Silverbell

STREETSCAPE PLANTING PALETTE – UNDERSTORY PLANTING



Oakleaf hydrangea



Red Chokeberry



Carpet Rose



Sumac



Winterberry

STREETSCAPE PLANTING PALETTE – RIGHT-OF-WAY PLANTING



Chokeberry



Milkweed



Switchgrass



Sundrop



New York Aster



Little Bluestem



Goldenrod


LEVEL 2, 3, 4 PLANTING PALETTE – GREEN ROOF



Shadbush



Juniper



Bayberry



Magnolia



Sumac



Milkweed



Switchgrass



Sedum



Pussytoes



Sedum-pollinator

What was said:

- Can we choose plants that have/collect less pollen?
- Would there be more color?

Design Features:

- **Low pollen selections**
- **Colorful** from spring through fall
- Deciduous and evergreen
- Hardy
- **Pollinator-friendly**
- Low maintenance

PUBLIC REALM

RENDERING – PUBLIC LOBBY ENTRANCE

What was said:

- Easily accessible for the families and staff.
- Would there be more color?

Design Features:

- Added **formal planting** and **increased seating**.
- **Color of streetscape** materials are updated to match building façade.



Streetscape of the public lobby entrance at the intersection of E 142 Street and Southern Boulevard

DESIGN SHOWN FOR ILLUSTRATIVE PURPOSES ONLY

PUBLIC REALM

RENDERING – COMMUNITY/RETAIL ENTRY

What was said:

- Can we choose plants that have/collect less pollen?
- How will we prevent loitering in the public space?
- Would there be more color?

Design Features:

- **Low pollen** producing trees and plants have been selected.
- Arm rests and skate stops **deter loitering** on benches.
- **Color of streetscape** materials is updated to match building façade.



Streetscape in front of community / retail space at the intersection of Bruckner Boulevard and E 141 Street

PUBLIC REALM

RENDERING – SIDEWALK/STREETScape



Streetscape on E 142nd Street

What was said:

- Are there spaces for pick-up?
- How will we prevent loitering in the public space?

Design Features:

- **Pick-up spaces** are provided on Southern Blvd.
- Arm rests and skate stops **deter loitering** on benches.



Drop-off area at Southern Boulevard



Streetscape in front of community / retail space on E 141st Street

DESIGN SHOWN FOR ILLUSTRATIVE PURPOSES ONLY

Design Breakout Groups

Breakout Groups – (4 x 15 minutes) – 60 minutes

- A** Building Exterior
- B** Interior Public Spaces
- C** Interior Secure Spaces
- D** Public Realm

The Bronx BBJ Facility

Summary of Findings: Next Steps



NYC Criminal Justice

NYC Department of Design and Construction
DDC



Borough-Based Jails

Thank You

BX The Bronx Facility